



Important Safety Instructions



## Limited Warranty

( )

---

12

---

1

---

5

---

5

---

12

---

1

---

12

---

2

---

12

---

2

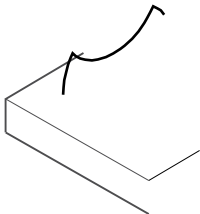
---

12

---

2

---



## Piping - General



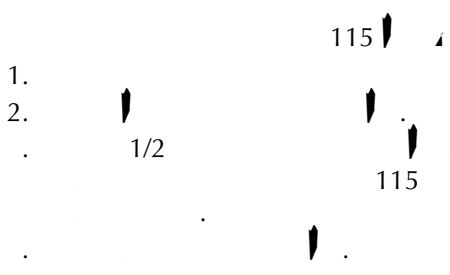

**NOTICE**

**Table I**

## Connection Diagram For Dual Voltage, Single-Phase Motors

### Wiring


▲WARNING



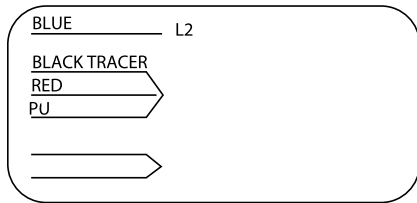
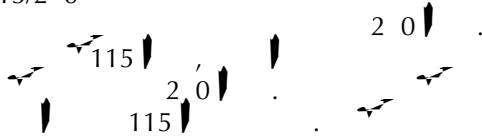
## Table II - Recommended Fusing And Wiring Data - 60/50 Cycle Motors

Motor		Fusing		Wiring		Wiring		Wiring		
HP	Volts	Motor	Wiring	Motor	Wiring	Motor	Wiring	Motor	Wiring	
1	-12	1/2	115/2 0	1.5/1.5	15/15	1/1	10/1	10/1	/1	/12
1	-	/		12./1.2	20/15	12/1	/1	/1	/1	/12
1	-	1		1./7.		25/15		10/1	/12	/10
1	-1			1						
1	-1	1-1/2		1.5/1.5	0/15	/12	/10	/10	/10	
1	-11,2			1-1/2						
1	-11,2	2		2.0/12.0	5/20	/12	/10	/10	/10	
1	-2			2						
1	-21,2	2-1/2		2.0/1.0						
1	-21,2		2-1/2							
1	-12	1/2	115/2 0	2./1.1	15/15	1/1	12/1	10/1	/1	/12
1	-	/		11./5.	20/15	12/1	10/1	/1	/1	/12
1	-	1		1.2/.		15		1	1	12
1	-1			1						
1	-1	1-1/2			15	1	1	12	10	10
1	-11,2			1-1/2						
1	-11,2	2		.7						
1	-2			2						
1	-21,2	2-1/2								
1	-21,2		2-1/2							
1	-12	1/2	2 0/ 0	2./1.15	15	1/1	1/1	1/1	1/1	1/1
1	-	/		1/1.55						
1	-	1		. /1.						
1	-1			1						
1	-1	1-1/2		.7/2. 5						
1	-11,2			1-1/2						
1	-11,2	2		. /2.						
1	-2			2						
1	-21,2	2-1/2		.5/ .25						
1	-21,2		2-1/2							
1	-12	1/2	20 -2 0/ 0	2.2/1.1	15	1/1	1/1	1/1	1/1	1/1
1	-	/		2./1. 5						
1	-	1		. / .						
1	-1			1						
1	-1	1-1/2		. /2.						
1	-11,2			1-1/2						
1	-11,2	2		.0/ .0						
1	-2			2						
1	-21,2	2-1/2		7.0/ .5						
1	-21,2		2-1/2							

\*



**NOTICE** 115/2 0




## Ordering Replacement Parts:





Pump Service



NOTICE P

NOTICE

Removal of Old Seal

- 1.







# Repair Parts

---

This page intentionally left blank

This page intentionally left blank

