


# SOLIDS H/ PUMPS

Applications:  
- waste  
- raw sewage  
- sewer  
- sludge

# mer




A world of pumping experience



Mercury

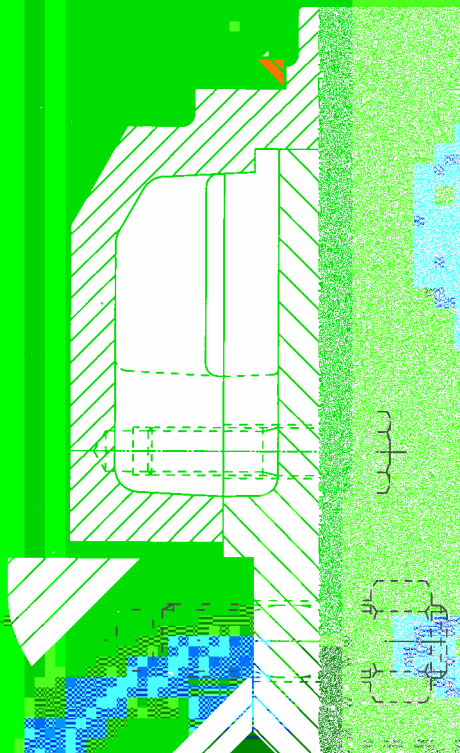
The Nijhuis Pompen sewage pumps have an international reputation for their solid handling capacity combined with high efficiencies.



### Mechanical design





By using oversized shafts, shaft deflection is minimized. This eliminates slugging.

The stuffing boxes are lubricated soft packings.



The clearance between impeller and wear plate is kept to a minimum in order to avoid accumulation of solids.

1000






All pumps have  
which allows pu  
without the need  
pipework and v




The pump casin  
access hole that  
of the impeller





Mercury




- 1 Bearing be
- 2 Bearing co
- 3 Bearing co
- 5 Thrower
- 6 Pump Sha
- 7 Spring Ho
- 8 Ring for s
- 9 Distance r
- 10 Barrel bea
- 11 Angular-co
- 12 Barrel bea
- 13 Lock wash
- 14 Bearing nu
- 15 Taper key
- 16 Taper key
- 17 Hexagon h
- 18 Hexagon h
- 19 Hexagon s
- 20 Hexagonal head cap s
- 21 Compression spring
- 22 Hexagon head bolt/screw
- 23 Hexagon head bolt/screw
- 25 Grease nipple
- 26 Grease nipple
- 32 Grease nipple
- 34 V-ring
- 51 Carrier for mechanical seal
- 52 Shaft sleeve
- 53 Seal
- 54 Stud
- 55 Hexagon nu
- 56 Carrier for mechanical seal
- 57 Hexagon head bolt/screw
- 58 Mounting strip
- 59 Constant level oiler
- 60 Elbow
- 61 Nipple
- 62 Hexagon socket set screw
- 63 O-
- 64 O-
- 65 Ra
- 66 Ba
- 76 Pu
- 77 In
- 78 SU
- 79 In
- 80 br
- 81 W
- 82 W
- 87 Im
- 88 He
- 89 he
- 90 G
- 91 O-
- 92 O-
- 93 St
- 94 He
- 96 St
- 97 He
- 99 Pl
- 100 Pl
- 101 He
- 102 Lc
- 103 He
- 104 Lc
- 105 He
- 106 He
- 107 St
- 108 He
- 109 St
- 110 He
- 120 Sc
- 121 Pl
- 150 Ba
- 151 He





**Mercury**

1  
1  
1  
1  
2  
2  
2  
2  
2  
2  
2  
2  
2  
3  
3  
3  
5  
5  
5  
5  
5  
5  
5  
5  
5  
5  
6  
6  
6  
6  
6  
6  
6  
6  
6  
7  
7  
7  
7  
8  
8  
8



**Standard materials**  
Nijhuis sewage  
in the materials:  
- cast iron  
- ductile cast iron  
- ni-resist 2b an  
- bronze and alu  
- stainless steel



POMPEN