

HYDROMATIC®

PERFORMANCE DATA

HE8/HE12/HE20/HE25/
HE30/HE35/HE50

Wholesale Products Page: 6650-1

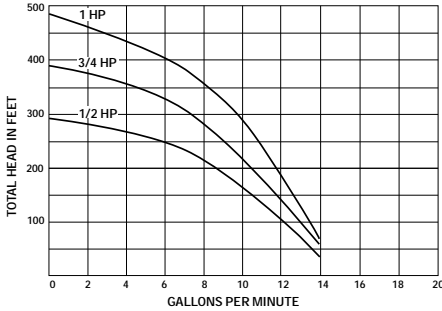
Dated: J e 2007

RPM: 3450 D c ar e: * S d : 1/16"

A

8 GPM

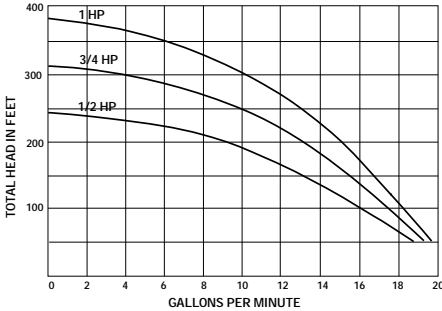
*Discharge Size 1-1/4" NPT



HP	Voltage	Pump Model
1/2	115	HE8-51
1/2	230	HE8-52
3/4	230	HE8-72
1	230	HE8-12

12 GPM

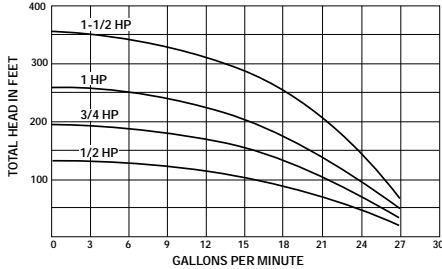
*Discharge Size 1-1/4" NPT



HP	Voltage	Pump Model
1/2	115	HE12-51
1/2	230	HE12-52
3/4	230	HE12-72
1	230	HE12-12

20 GPM

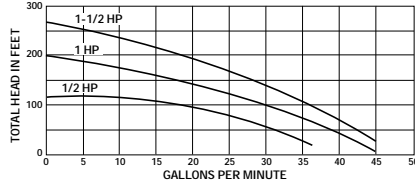
*Discharge Size 1-1/4" NPT



HP	Voltage	Pump Model
1/2	115	HE20-51
1/2	230	HE20-52
3/4	230	HE20-72
1	230	HE20-12
1 1/2	230	HE20-152

25 GPM

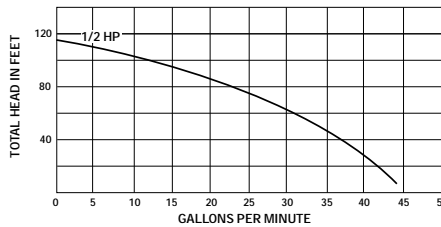
*Discharge Size 2" NPT



HP	Voltage	Pump Model
1/2	115	HE25-051-10
1	230	HE25-12
1 1/2	230	HE25-152

30 GPM

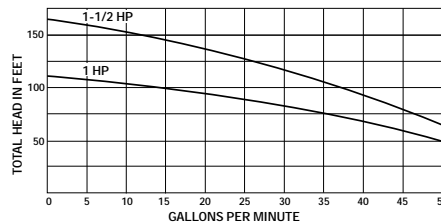
*Discharge Size 1-1/4" NPT



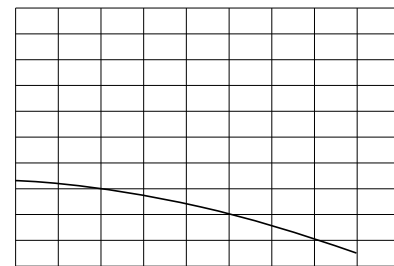
HP	Voltage	Pump Model
1/2	115	HE30-51

35 GPM

*Discharge Size 2" NPT




HP	Voltage	Pump Model
1	230	HE35-12
1 1/2	230	HE35-152



The performance data is based on the test conditions listed above. The performance of the pump may vary due to the conditions of the installation. The performance of the pump may vary due to the conditions of the installation. The performance of the pump may vary due to the conditions of the installation.



Call your local distributor for service.
GPM: _____ TDH: _____



A d e c e . M e r c r e r a a e . C e d e a a r 1 / 8 c . D e a d a a r
c r c r e e c e r e d . D e a d e a r a r a e . 0 / 0 e e a d a b e . W e r e e e r
a k e r e r r d c () a d e r d c () e c c a c e .

HYDROMATIC®

ELECTRICAL DATA

HE8/HE12/HE20/HE25/
HE30/HE35/HE50

Wholesale Products Page: 6650-3

Dated: J e 2007

A

MODEL: HE8/HE12/HE20/HE25/HE30/HE35/HE50







