

... ..

1.

2.

A ... 10

3.

4. ... " 12"

5.

A

... ..

... 20.

M ... 20
... 20,
... 230
... 20,
... 20

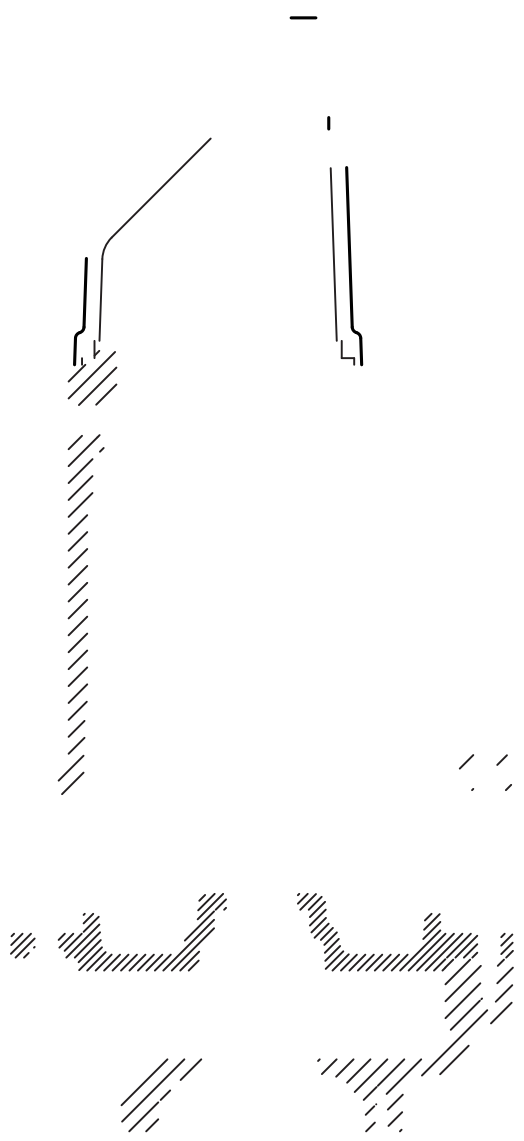
... ..

D

... ..

... (...)

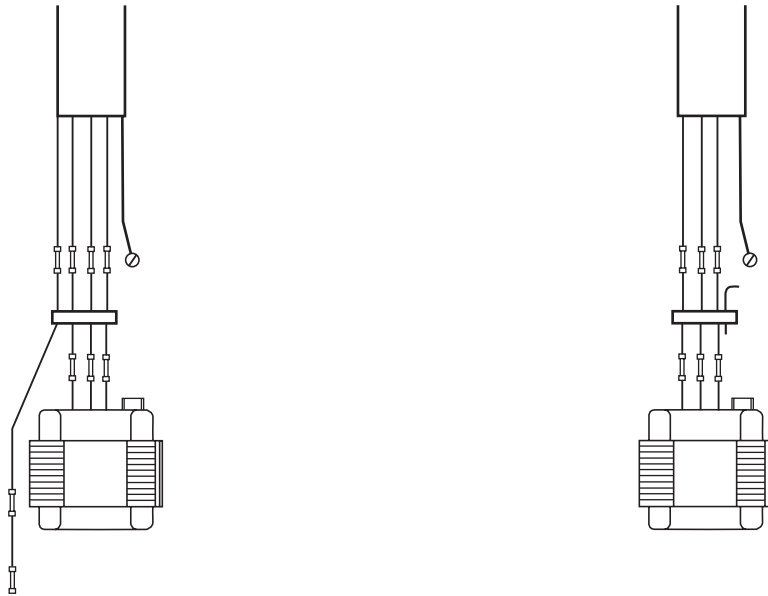
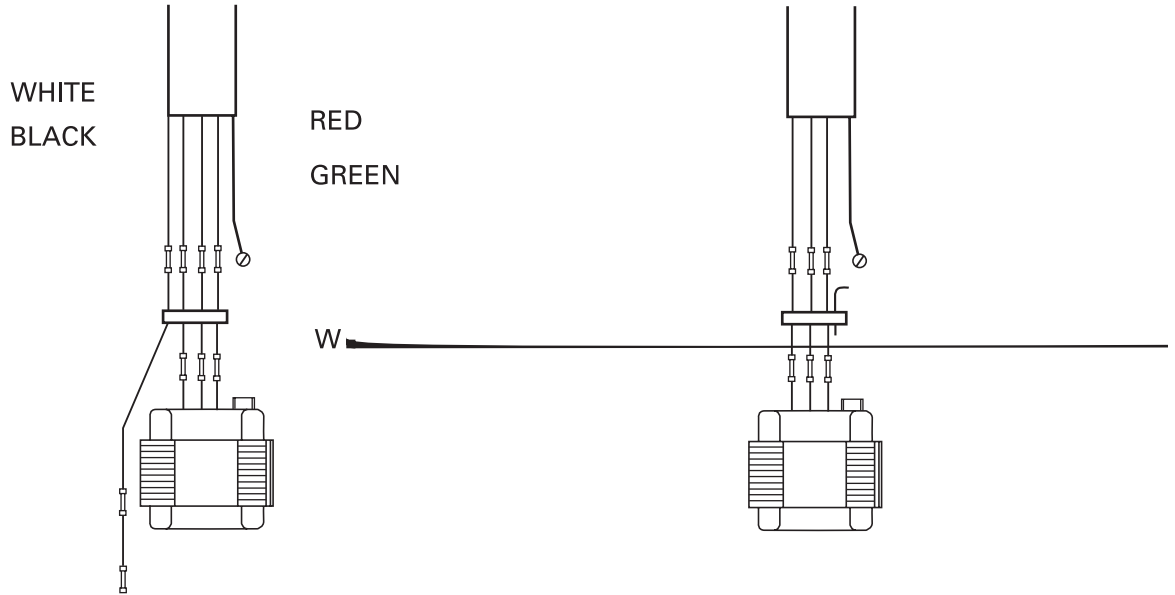
COMMON PARTS LIST



PUMP CAT. NO.	(24) ROTOR W/SHAFT	ROTOR ONLY	HOUSING W/STATOR	(23) STATOR ONLY
WGL20-01 Series	24327C000	21572C200B	24325D035K	24326C100
WGL20-21Series	24327C000	21572C200B	24325D020K	24326C101
WGL20-03 Series	24327C001	21572C201B	24325D040K	24326C104
WGL20-23 Series	24327C001	21572C201B	24325D025K	24326C103
WGL20-43 Series	24327C001	21572C201B	24325D031K	24326C102
WGL20-53 Series	24327C001	21572C201B	24325D045K	24326C105

Item No.	Eng. No.	Description	Qty.
1	28184B020	CAP, CORD ASSEMBLY	1
	28184B022	CAP, CORD WITHOUT SEAL DETECTOR ASSEMBLY	1
2	05013A039	SCREW, SET, 1/4" x 3/8" LG.	2
3	05434A025	SCREW, MACHINE	1
4	19100A012	SCREW, CAP, 5/16" x 1-1/4" LG.	4
5	21581C310	IMPELLER, PUMP, 5-1/2" O.D.	1
	22640C014	IMPELLER, HIGH HEAD DUCTILE IRON (WGL20H)	1
	21581C314	IMPELLER, HIGH FLOW (WGL20F)	1
6	05434A043	SCREW, MACH., #10 x 3/8" LG.	2
7	06107A015	LOCK WASHER	1
8	24321A000	PLATE, UPPER	1
9	24322A000	SCREW, CAP, #10 SPECIAL	1
10	24323A000	GROMMET	1
11	24324A000	PLATE, LOWER	1
12	05014A169	GASKET, TETRASEAL, 3-7/8" I.D. x 1/8"	1
13	22500A118	WIRE, RED	1
14	22500A119	WIRE, WHITE	1
15	22500A120	WIRE, BLACK	1
16	21582B000K	IMPELLER, GRINDING	1
17	05022A092	PLUG, 1/4 PIPE	2
18	22500A117	WIRE, YELLOW	1
19	19331A005	WASHER, SPRING	2
20	08565A013K	BEARING, UPPER	1
21	11816A006	RING, RETAINING	1
22	24325D002	HOUSING, MOTOR	1
23	See Chart	STATOR	1
24	See Chart	ROTOR W/SHAFT	1
	24331C000	SHAFT ONLY	1
	See Chart	HOUSING W/STATOR	1
25	08565A018K	BEARING, LOWER	1
26	05014A171	GASKET, 5-1/2" I.D. x 1/8"	2
27	24328D000	HOUSING, UPPER SEAL	1
28	12074A017	RING TERMINAL	1
29	12672A880	DOUBLE LEVER NUT	6-8
30	25343A100	ELECTRODE	1
31	06106A008	SCREW, SOCKET HD., 5/16" x 1"	4
32	07597A018	SCREW, FLAT HD., 1/4" x 3/4"	1
33	24329C000	HOUSING, LOWER SEAL	1
34	22581A001	GASKET	1
35	21576A011	SEAL, 7/8" SHAFT, UPPER	1
36	12558A006	RING, RETAINING	1
37	21576A010K	SEAL, 7/8" LOWER	1
38	21580D102P	CASE, VOLUTE	1
39	21583A000	RETAINER, IMPELLER	1
40	19100A029	SCREW, CAP, 5/16" x 1" LG.	4
41	19099A012	SCREW, CAP, 1/4" x 1" LG.	3
42	21584B002	FLANGE W/SHREDDING RING (WGL20H)	1
	21584B000K	FLANGE W/SHREDDING RING (WGL20)	1
	21584B004	FLANGE W/SHREDDING RING (WGL20F)	1
43	20-01-497-4400	CABLE, 4 COND. (LENGTH AS SPECIFIED, LESS DETECTOR)	as spec.
	20-01-497-4750	CABLE, 5 COND. (LENGTH AS SPECIFIED, LESS DETECTOR)	as spec.
44	18696A012	CONNECTOR, 4 COND. CABLE	1
	18696A001	CONNECTOR, 5 COND. CABLE	1
45	24320C000	CAP, CORD (CASTING ONLY)	1

MOTOR WIRING DIAGRAM





MYER